

FH12B04

Material

PPA - Polyphthalamide



How it works A fluid flow through the sensor causes precise displacement of magnetic piston and closes an electrical contact (reed switch).

Details

- On/Off output; NO (SPST) working;
- Detects increased or decreased flow;
- Sensitivity adjustment¹.



Typical applications

- Lubrication and cooling systems monitoring;
- Pipe fluid flow monitoring.

Liquids

- Clean water, oils, lubricants and filtered fuels².



Liquids with magnetic particles will cause deposition / magnetic sedimentation and it will prejudice the operation of the sensor. Use magnetic filter before the sensor.

Liquids with encrustation particles and/or solids require tests.

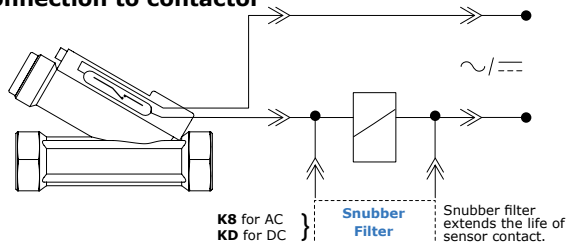
Technical specifications

Internal clearance	114mm²
Maximum operating pressure	10bar
Operating temperature range	0°C to 100°C 140°C @1h
Inlet/outlet port	G 1/2" female - 416 stainless steel
Spring	AISI 302 stainless steel
O'Ring	NBR (nitrilic rubber)
Output connection	DIN 43650 Connector - B
Enclosure rating	IP66
Electrical contact	Reed Switch with Internal Resistor 10R

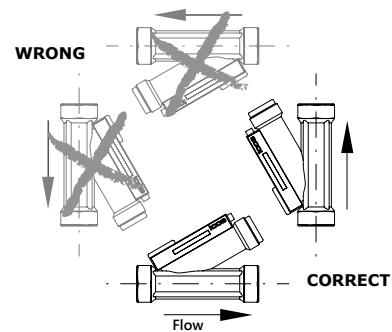
Operating Voltage	Max. Switching Power	Max. Switching Current	Peak Current
110Vac	20VA	0.2A	0.5A @20ms
220Vac	20VA	0.1A	0.5A @20ms
5Vdc	2.5W	0.5A	1A @20ms
12Vdc	5W	0.5A	1A @20ms
24Vdc*	10W	0.5A	1A @20ms

* If use contactor, RC Snubber Filter KD is required.

• Typical connection to contactor

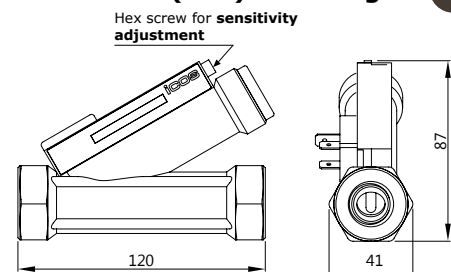


Mounting (Important!)



Dimensions (mm) and Weight

280g



Notes

¹ In water. Set point accuracy: ±15%.

Repeatability (not considered the viscosity change of liquids): ± 10%.

² For application in oil, also recommended model **FH12B06**.